

THIS DRAWING IS UNPUBLISHED. RELEASED FOR PUBLICATION  
 © COPYRIGHT BY TYCO ELECTRONICS CORPORATION. ALL RIGHTS RESERVED.

LOC		DIST		REVISIONS			
P	LTR	DESCRIPTION		DATE	DWN	APVD	
AF	50	E1	REVISED PER ECR 05-008133	19AUG05	JR	KR	

1. SPECIFICATIONS:

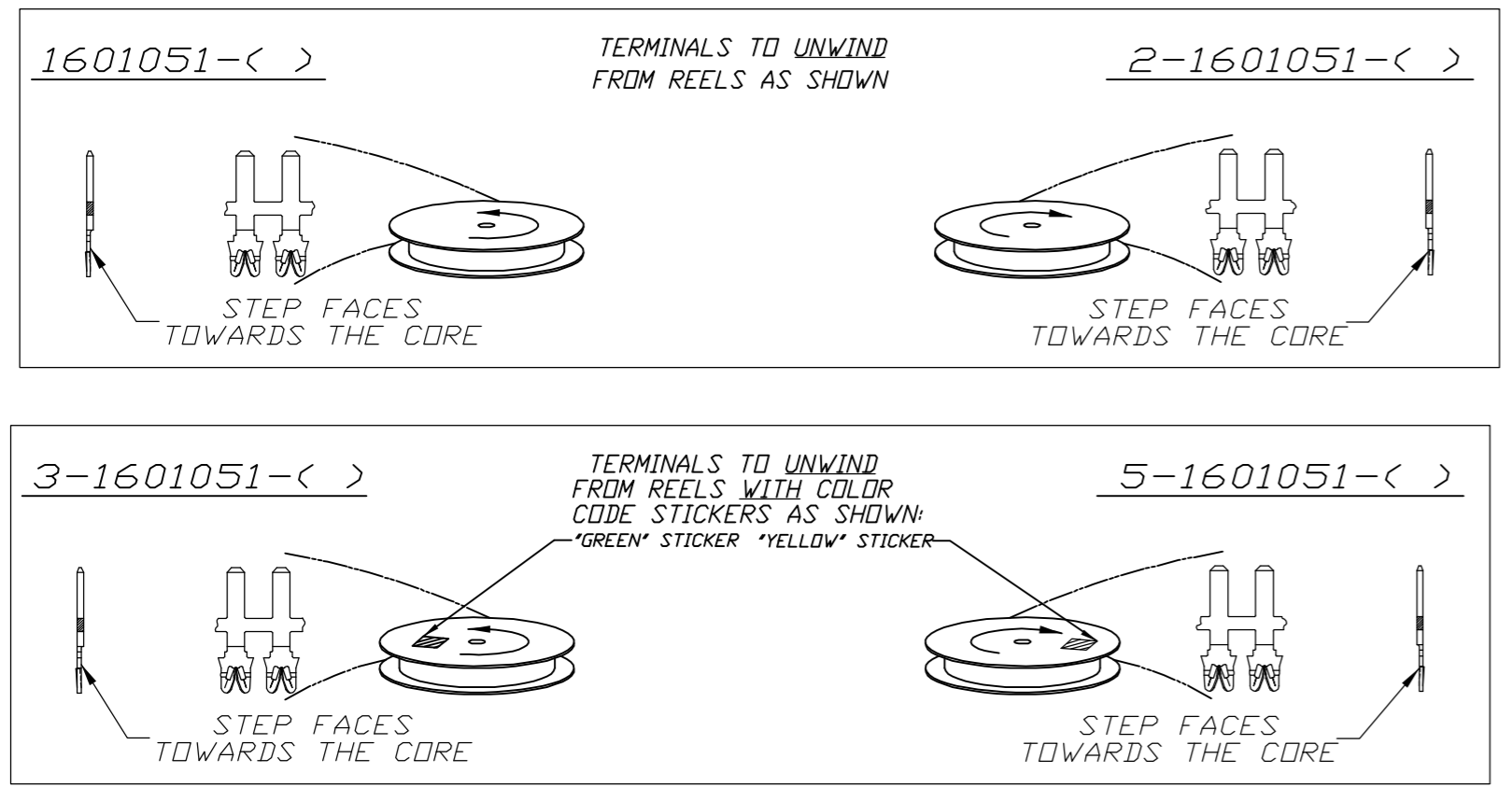
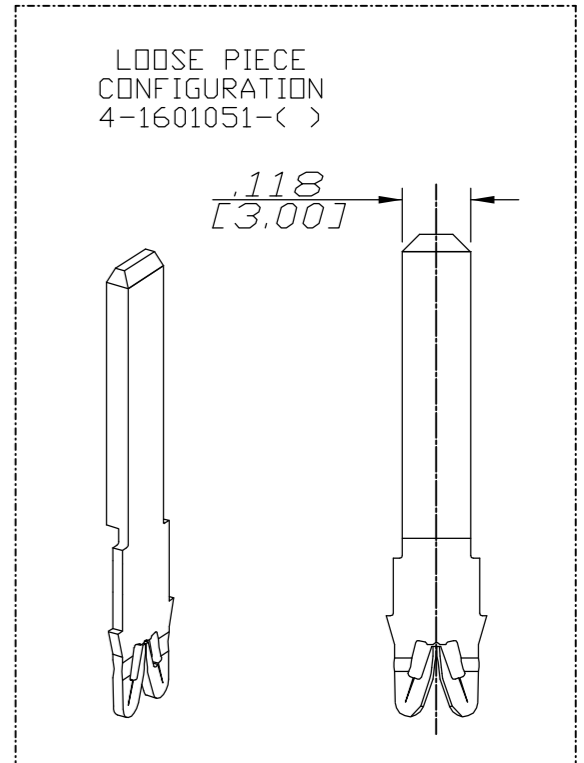
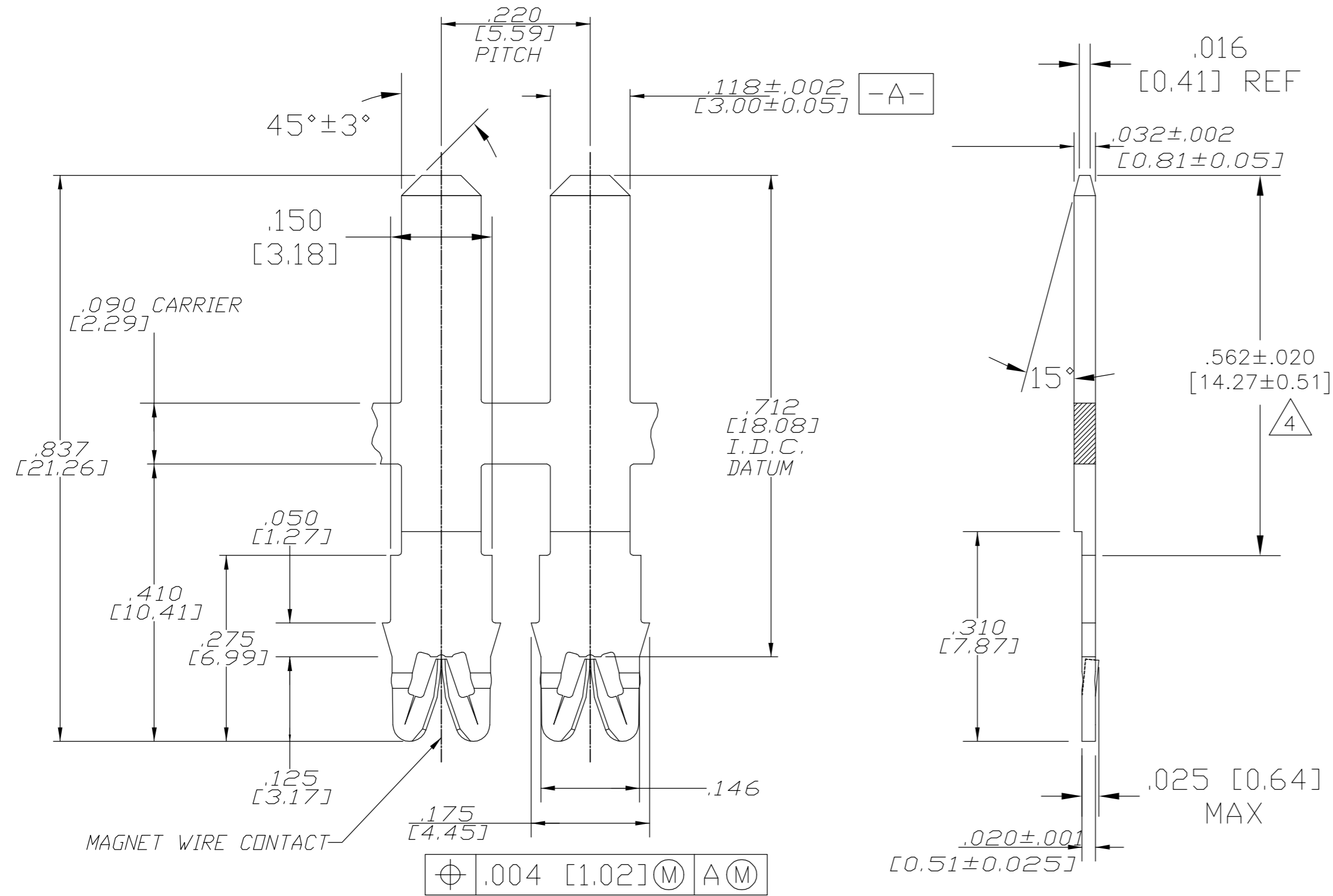
MAGNET WIRE #18 - #34 AWG,  
 .040"(<math>1.02\text{mm}</math>)-.006"(<math>0.16\text{mm}</math>) DIA. COPPER  
 OTHER SIZES MAY BE ACCOMMODATED,  
 CONSULT TYCO ELECTRONICS FOR APPROVAL.

2. POCKET RECOMMENDATION:

#1601425  
 3. PRELIMINARY - NOT FOR PRODUCTION.

4. SELECTIVE PLATE THIS AREA:

.000030 [0.00076] MIN GOLD PLATE OVER  
 .000050 [0.00127] MIN NICKEL UNDERPLATE  
 OVER ENTIRE TERMINAL.



Pre-Tin Plate over Copper Underplate	-	2-1601051-2
4	-	3 1601051-3
UNPLATED	-	3 1601051-1
Pre-Tin Plate over Copper Underplate	-	3 5-1601051-2
Pre-Tin Plate over Copper Underplate	-	3 3-1601051-2
Pre-Tin Plate over Copper Underplate	031-113-014	4-1601051-2
Pre-Tin Plate over Copper Underplate	131-113-014	1601051-2
FINISH		REFERENCE PART NUMBER
THIS DRAWING IS A CONTROLLED DOCUMENT.		TYCO PART NUMBER
DIMENSIONS: INCHES	TOLERANCES UNLESS OTHERWISE SPECIFIED:	0 PLC ± -
		1 PLC ± -
		2 PLC ± .01[0.25]
		3 PLC ± .005[0.13]
		4 PLC ± -
		ANGLES ± 2°
MATERIAL: BRASS, 3/4 HARD	FINISH: SEE TABLE	FINISH: SEE TABLE
DWN J.WELLER 11JAN2002		APVD K.RANDOLPH 11JAN2002
CHK M.FEHER 11JAN2002		NAME: K.RANDOLPH
PRODUCT SPEC: 108-2085		APPLICATION SPEC: 408-8629
WEIGHT: -		SIZE: A2
CUSTOMER DRAWING		CAGE CODE: 00779
SCALE: 1:1		DRAWING NO: C=1601051
SHEET 1 OF 1		RESTRICTED TO: -
REV E1		